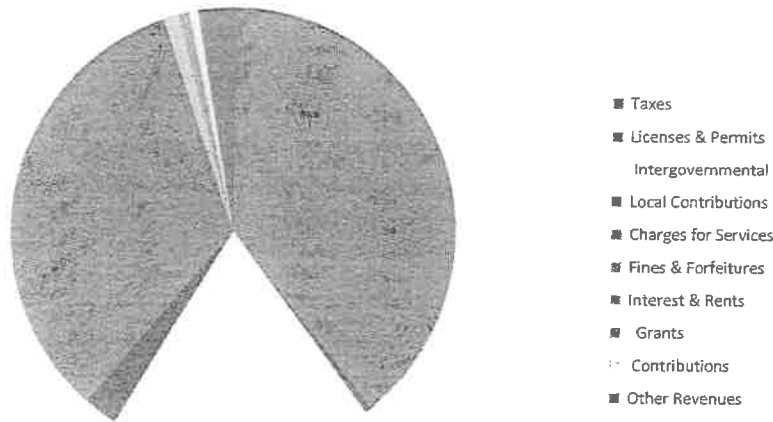


CITIZEN'S GUIDE TO LOCAL UNIT FINANCES - City of Hudson (46-2020)

REVENUES

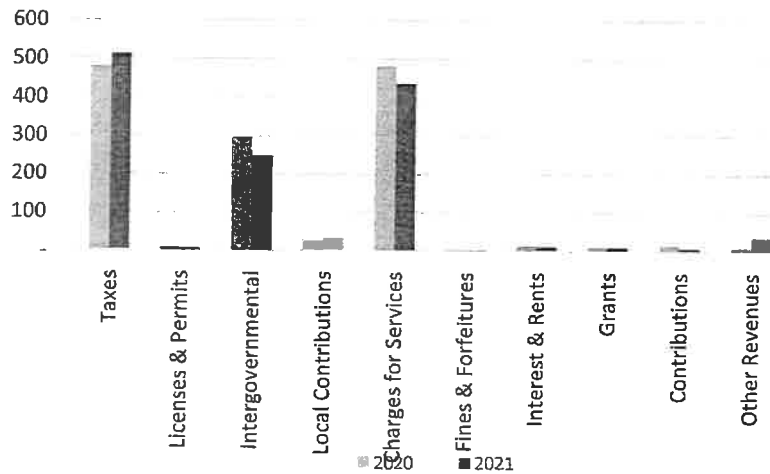
1. Where our money comes from (all governmental funds)



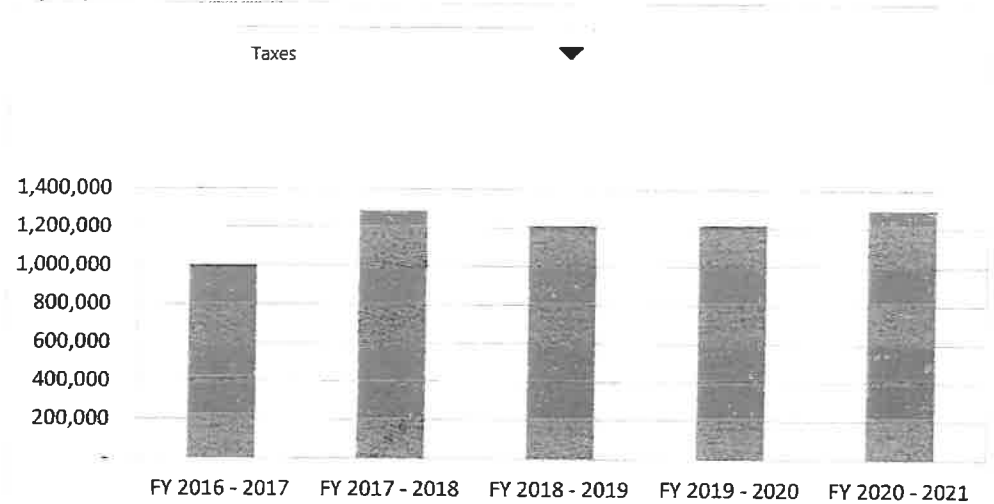
2. Compared to the prior year

	FY 2019 - 2020	FY 2020 - 2021	% change
Taxes	\$ 1,216,515	\$ 1,298,224	6.72%
Licenses & Permits	25,814	16,037	-37.87%
Grants	29,042	27,250	-6.17%
Intergovernmental	754,031	630,744	-16.35%
Local Contributions	67,605	83,120	22.95%
Charges for Services	1,220,689	1,107,912	-9.24%
Fines & Forfeitures	8,246	6,719	-18.52%
Interest & Rents	30,447	28,027	-7.95%
Other Revenues	28,603	92,657	223.94%
Contributions	39,278	20,266	-48.40%
Total Revenues	\$ 3,420,270	\$ 3,310,956	-3.20%

3. Revenue sources per capita - compared to the prior year



4. Historical trends of individual sources

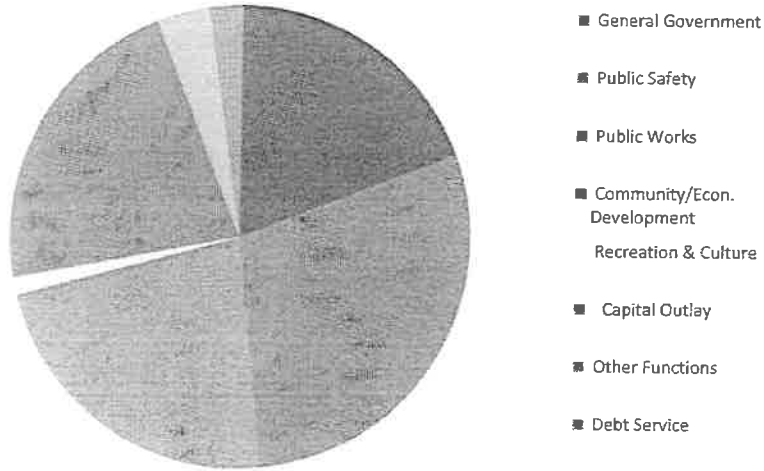


Commentary: The tax revenue refers to both property tax and income tax revenue. Charges for services were down due to receipts from ambulance runs.

CITIZEN'S GUIDE TO LOCAL UNIT FINANCES - City of Hudson (46-2020)

EXPENDITURES

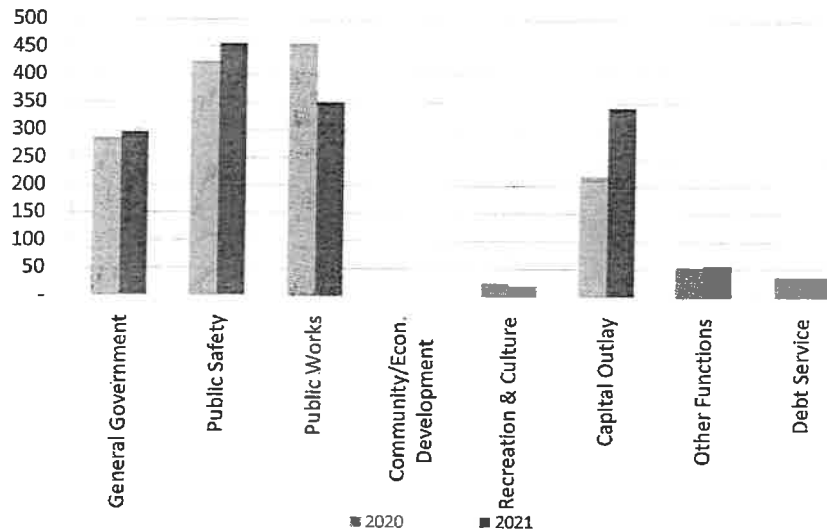
1. Where we spend our money (all governmental funds)



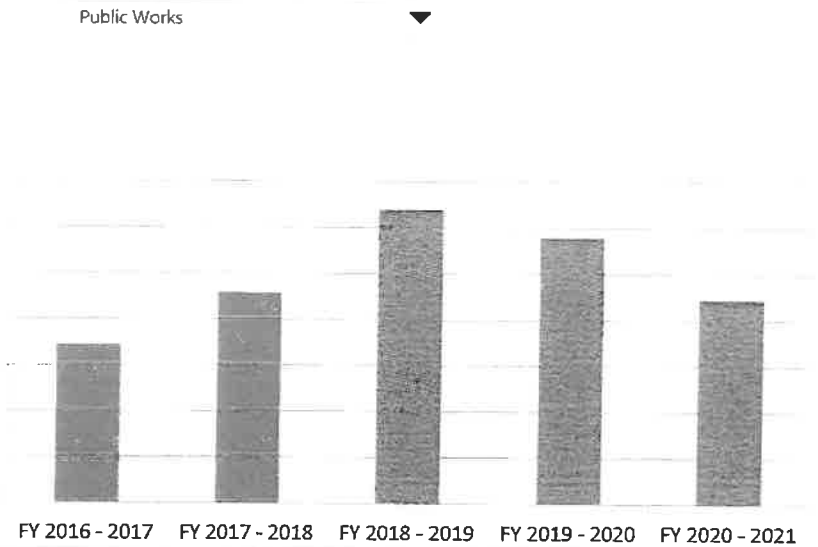
2. Compared to the prior year

	FY 2019 - 2020	FY 2020 - 2021	% change
General Government	\$ 725,068	\$ 753,409	3.91%
Public Safety	1,074,948	1,157,825	7.71%
Public Works	1,158,894	890,106	-23.19%
Community/Econ. Development	148	113	-23.65%
Recreation & Culture	58,700	46,518	-20.75%
Capital Outlay	551,528	866,078	57.03%
Other Functions	139,855	146,071	4.44%
Debt Service	90,962	90,961	0.00%
Total Expenditures	\$ 3,800,103	\$ 3,951,081	3.97%

3. Spending per capita - compared to the prior year



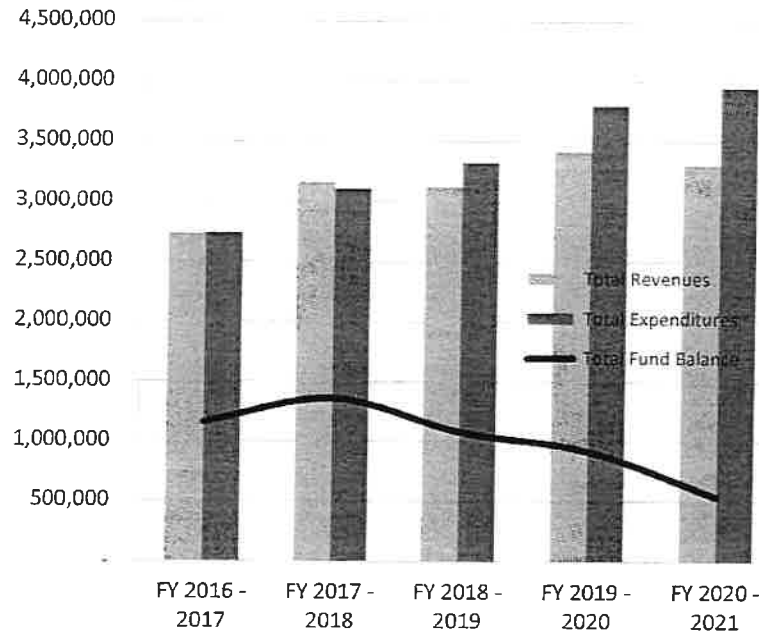
4. Historical trends of individual departments:



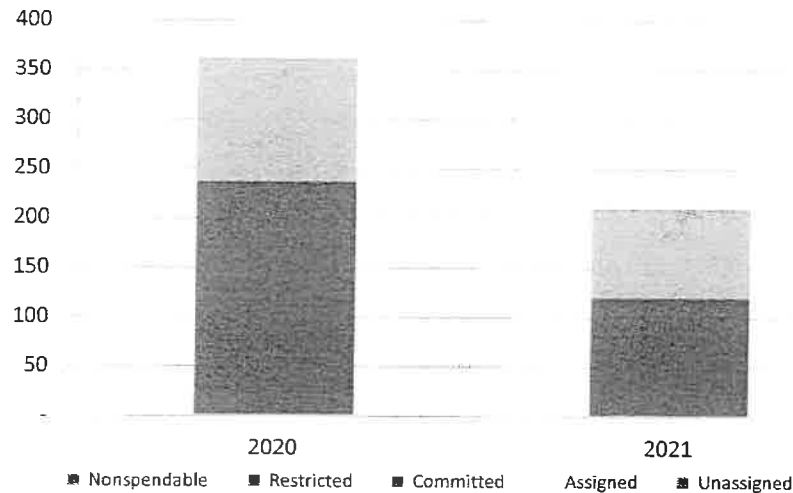
For more information on our unit's finances, contact Charlie Weir, City Manager at (517) 448-8983.

CITIZEN'S GUIDE TO LOCAL UNIT FINANCES - City of Hudson (46-2020)

1. How have we managed our governmental fund resources (fund balance)?



3. Fund balance per capita - compared to the prior year

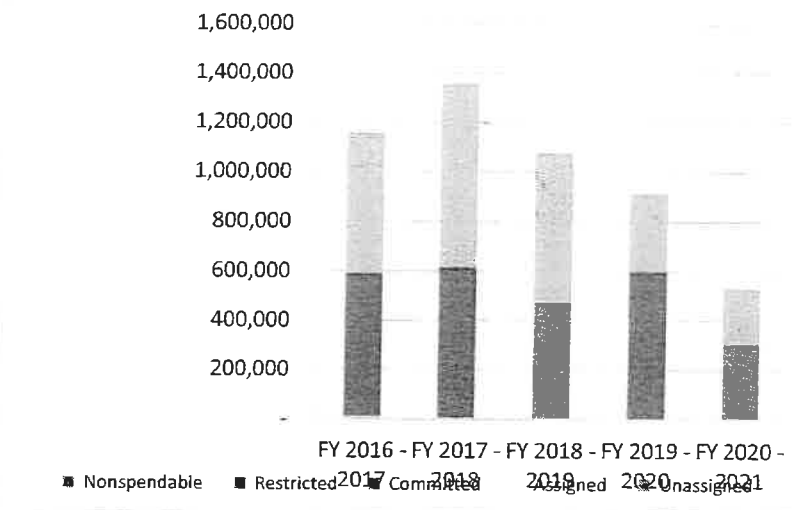


FINANCIAL POSITION

2. Compared to the prior year

	FY 2019 - 2020	FY 2020 - 2021	% change
Revenue	3,420,270	3,310,956	-3.20%
Expenditures	3,800,103	3,951,081	3.97%
Surplus (shortfall)	(379,833)	(640,125)	68.53%
Fund balance, by component:			
Nonspendable	4,251	4,251	0.00%
Restricted	595,477	300,769	-49.49%
Committed	-	-	N/A
Assigned	-	-	N/A
Unassigned	317,294	230,146	-27.47%
total fund balance	917,022	535,166	-41.64%

4. Historical trends of individual components



For more information on our unit's finances, contact Charlie Weir, City Manager at (517) 448-8983.

